

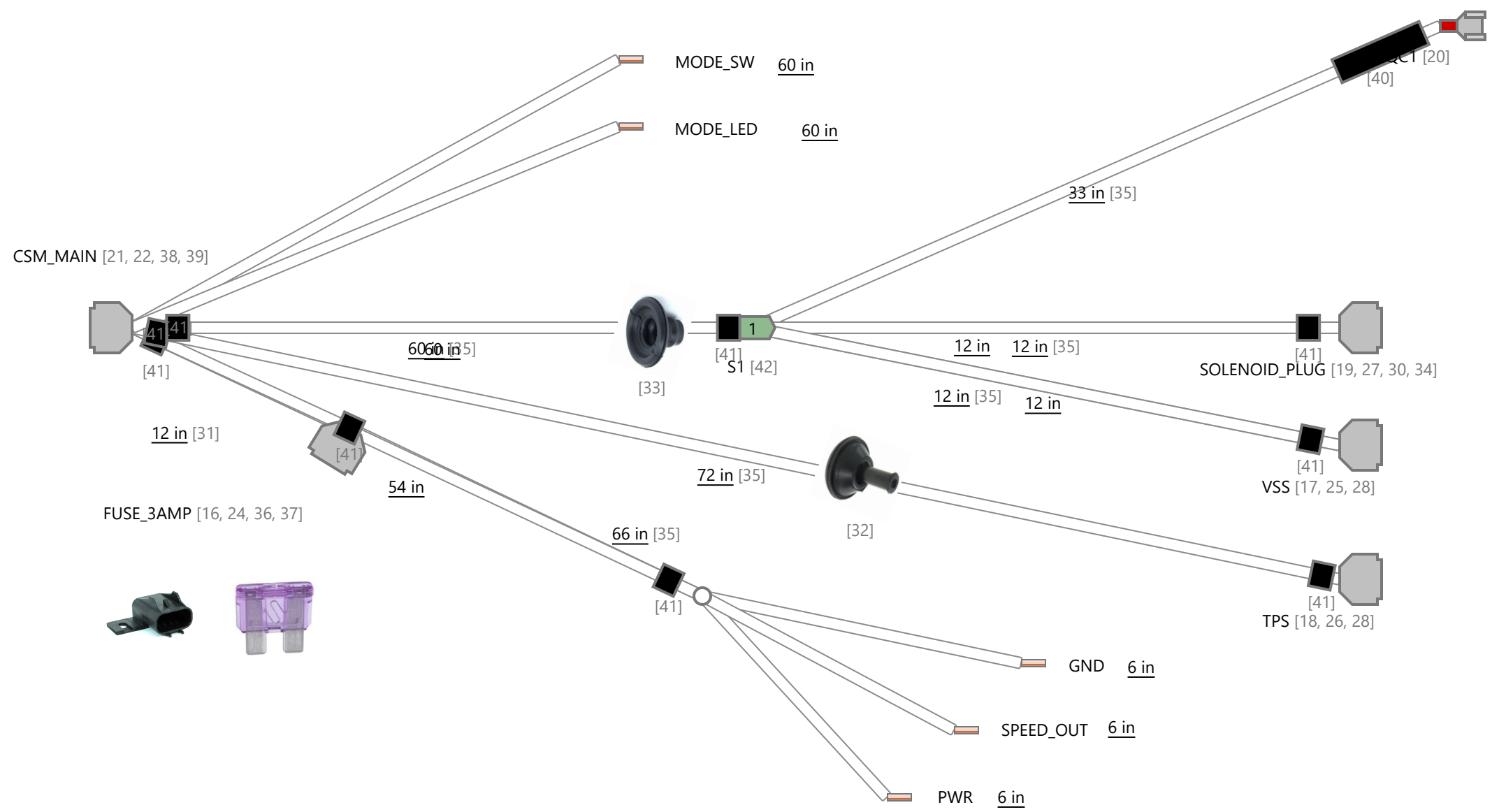


From	To	Conductor	Notes
CSM_MAIN.A1			
CSM_MAIN.A2	MODE_SW	W7.Blue-Yellow	MODE SWITCH
CSM_MAIN.A3	QC1	W9.Blue	PRESSURE SENSOR SWITCH
CSM_MAIN.A4			
CSM_MAIN.A5			
CSM_MAIN.A6	TPS.C	W12.Green-Red	TPS_POWER
CSM_MAIN.A6	VSS.C	W15.Green-Red	VSS_POWER
CSM_MAIN.A7	TPS.B	W13.Green	TPS SIGNAL
CSM_MAIN.A8	TPS.A	W14.Green-White	TPS GROUND
CSM_MAIN.A9	SOLENOID_PLUG.A	W16.Green-White	TCC Solenoid
CSM_MAIN.A10	SOLENOID_PLUG.C	W8.Blue-Yellow	3-4 Solenoid
CSM_MAIN.A11			
CSM_MAIN.A12	FUSE_3AMP.1	W1.Red	Power +12V
CSM_MAIN.B1	MODE_LED	W10.Blue-Red	
CSM_MAIN.B2			
CSM_MAIN.B3			
CSM_MAIN.B4	VSS.B	W11.Violet	VSS low
CSM_MAIN.B5	VSS.A	W17.Violet-Yellow	VSS High
CSM_MAIN.B6			
CSM_MAIN.B7			
CSM_MAIN.B8			
CSM_MAIN.B9	SPEED_OUT	W4.Violet-White	Speed Out
CSM_MAIN.B10			
CSM_MAIN.B11	S1	W18.Black	Ground
CSM_MAIN.B12	GND	W6.Black	Ground to Block
FUSE_3AMP.1	CSM_MAIN.A12	W1.Red	Power +12V
FUSE_3AMP.2	PWR	W2.Red	Power +12V Fused
QC1	CSM_MAIN.A3	W9.Blue	PRESSURE SENSOR SWITCH
S1	CSM_MAIN.B11	W18.Black	Ground
S1	SOLENOID_PLUG.B	W5.Black	Ground Solenoid
S1	VSS.D	W3.Black	VSS Ground

Coverings	
Id	Assembly
[31]	
[35]	

Revisions			
Rev.	Date	Author	Description
A	6/30/2020	Ulysses Aguirre	



Title	A518/A618	Part Number	CSM2-518	
Description	A518/A618 Chrysler CSM Harness		Revision	----

	Name	Date
Drawn By	UA	09/28/20
Eng Approved	----	----
Mfg Approved	----	----
QA	----	----



This document contains confidential and proprietary information that cannot be reproduced or divulged, in whole or in part, without written authorization.