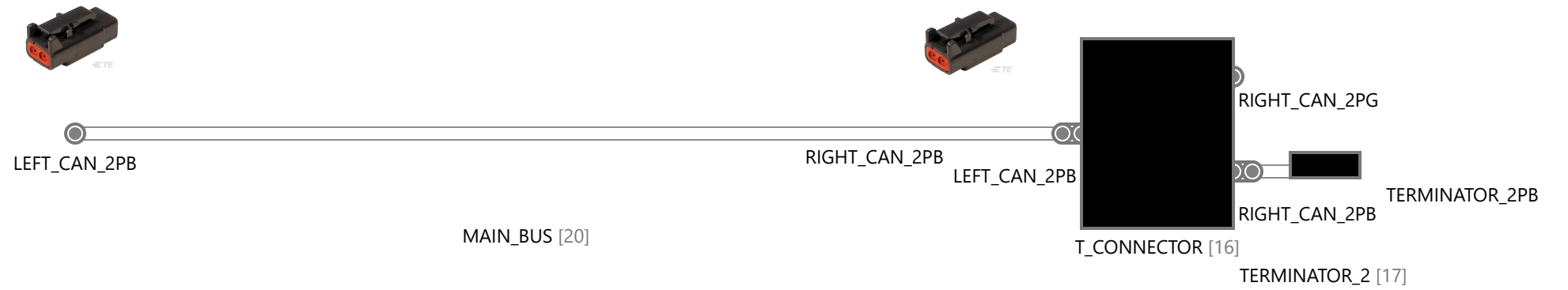
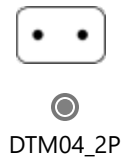
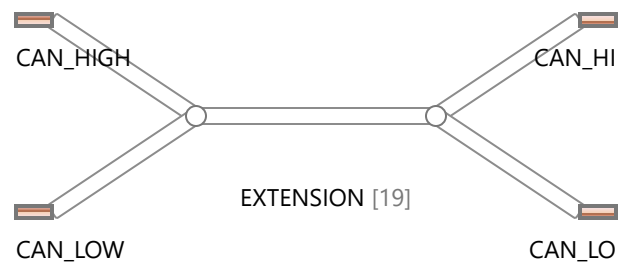


- Notes**
- ① GENERIC CAN BUS HARNESS KIT, FITS CAN-3, CAN-5, CAN-7, CAN-8, CAN-9, CAN-14, CAN-15
 - ② LOOSE PARTS INCLUDED IN KIT = 1062-20-0122 (x6)
 - ③ LOOSE PARTS INCLUDED IN KIT = 1060-20-0122 (x6)
 - ④ LOOSE PARTS INCLUDED IN KIT = WM-2P (x1)

Revisions			
Rev.	Date	Author	Description
A	7/8/2020	Ulysses Aguirre	



Title ----	Part Number CAN-6-SYS	Revision ----	Name	Date
Description GENERIC CAN BUS HARNESS KIT, FITS CAN-3, CAN-5, CAN-7, CAN-8, CAN-9, CAN-14, CAN-15			Drawn By	UA 07/10/20
			Eng Approved	----
			Mfg Approved	----
			QA	----



This document contains confidential and proprietary information that cannot be reproduced or divulged, in whole or in part, without written authorization.



Title:	----
Part Number:	CAN-6-SYS
Description:	GENERIC CAN BUS HARNESS KIT, FITS CAN-3, CAN-5, CAN-7, CAN-8, CAN-9, CAN-14, CAN-15

#	Subsystem	Device / Harness	Endpoint	Signal
1		EXTENSION EXTENSION	CAN_HI CAN_HIGH	
2		EXTENSION EXTENSION	CAN_LO CAN_LOW	
3		MAIN_BUS MAIN_BUS T_CONNECTOR	LEFT_CAN_2PB.1 RIGHT_CAN_2PB.1 LEFT_CAN_2PB.1	
4		MAIN_BUS MAIN_BUS T_CONNECTOR	LEFT_CAN_2PB.2 RIGHT_CAN_2PB.2 LEFT_CAN_2PB.2	
5		TERMINATOR_2 T_CONNECTOR	TERMINATOR_2PB.1 RIGHT_CAN_2PB.1	CAN_HIGH
6		TERMINATOR_2 T_CONNECTOR	TERMINATOR_2PB.2 RIGHT_CAN_2PB.2	CAN_LOW
7		T_CONNECTOR	RIGHT_CAN_2PG.1	
8		T_CONNECTOR	RIGHT_CAN_2PG.2	