

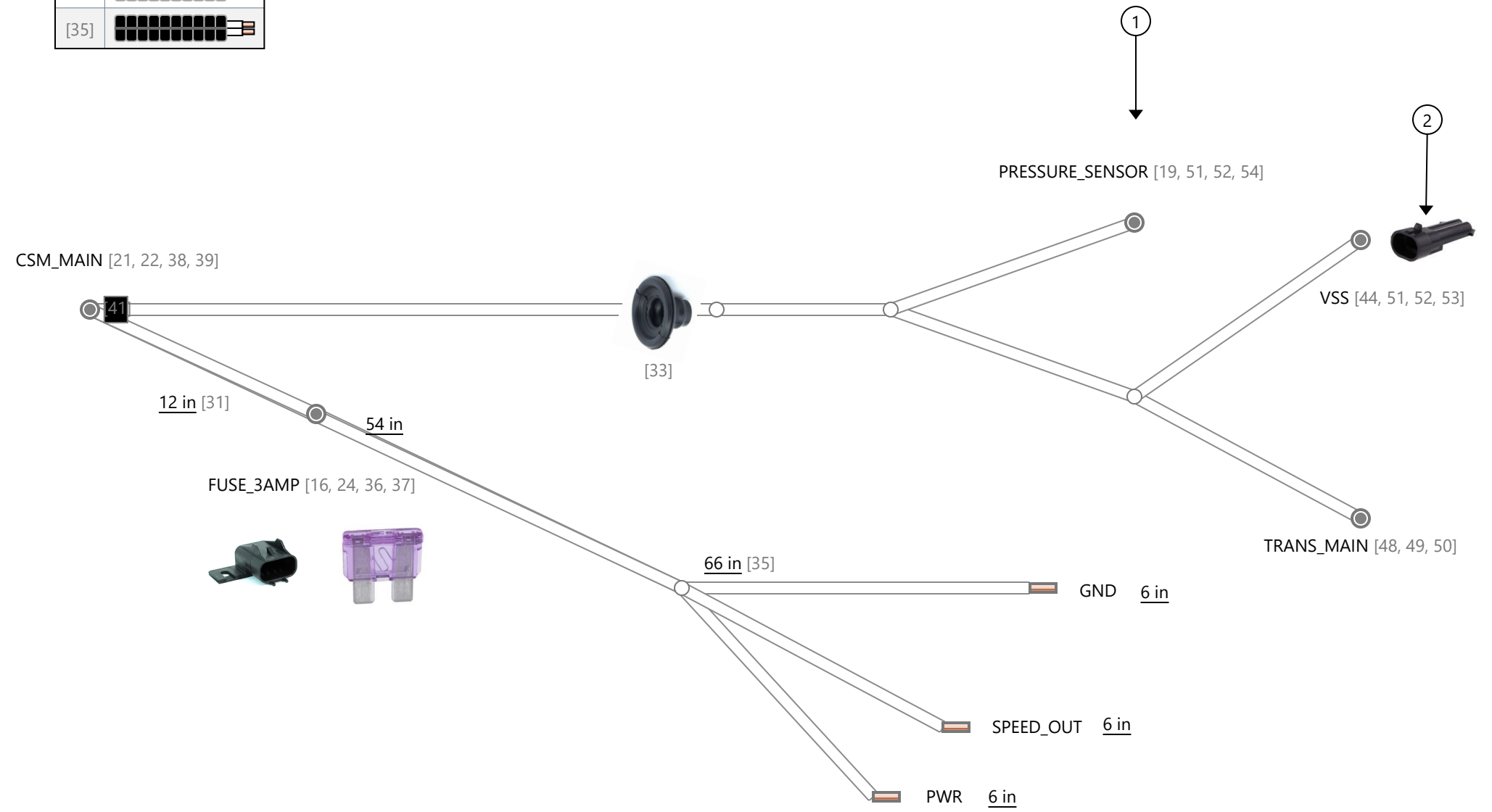


From	To	Conductor	Notes
CSM_MAIN.A3	TRANS_MAIN.B	W9.Blue	4TH GEAR SWITCH
CSM_MAIN.A6	PRESSURE_SENSOR.A	W19.White-Red	PRESSURE SENSOR POWER
CSM_MAIN.A7	PRESSURE_SENSOR.B	W20.White	PRESSURE SENSOR SIGNAL
CSM_MAIN.A8	PRESSURE_SENSOR.C	W21.White-Black	PRESSURE SENSOR GROUND
CSM_MAIN.A9	TRANS_MAIN.A	W16.Green-White	TCC SOLENOID POWER
CSM_MAIN.A12	FUSE_3AMP.1	W1.Red	+12V POWER
CSM_MAIN.B4	VSS.B	W11.Violet	VSS LOW
CSM_MAIN.B5	VSS.A	W17.Violet-Yellow	VSS HIGH
CSM_MAIN.B9	SPEED_OUT	W4.Violet-White	SPEEDOMETER
CSM_MAIN.B11	TRANS_MAIN.D	W18.Black	GROUND
CSM_MAIN.B12	GND	W6.Black	GROUND TO CHASSIS
FUSE_3AMP.1	CSM_MAIN.A12	W1.Red	+12V POWER
FUSE_3AMP.2	PWR	W2.Red	+12V POWER, FUSED

Notes	
①	PRESSURE SENSOR PART NO. CSM2-2-1 MUST BE INCLUDED WITH THIS HARNESS
②	MECHANICAL SPEED SENSOR PART NO. CSM2-2-2 MUST BE INCLUDED WITH THIS HARNESS

Revisions			
Rev.	Date	Author	Description
A	10/11/2021	Ulysses Aguirre	

Coverings	
Id	Assembly
[31]	
[35]	



Title	A518/A618	Part Number	CSM2-700	
Description	GM 700 CSM Harness		Revision	----

	Name	Date
Drawn By	UA	10/11/2021
Eng Approved	----	----
Mfg Approved	----	----
QA	----	----



This document contains confidential and proprietary information that cannot be reproduced or divulged, in whole or in part, without written authorization.

Title:	----
Part Number:	CSM2-700
Description:	GM 700 CSM Harness



Flag	Quantity	Note
①	1	PRESSURE SENSOR PART NO. CSM2-2-1 MUST BE INCLUDED WITH THIS HARNESS
②	1	MECHANICAL SPEED SENSOR PART NO. CSM2-2-2 MUST BE INCLUDED WITH THIS HARNESS



Title:	----
Part Number:	CSM2-700
Description:	GM 700 CSM Harness

From	To	Conductor	Conductor PN	Twisted With	Gauge	Length	From Contact PN	Notes
CSM_MAIN.A3	TRANS_MAIN.B	W9.Blue	20 AWG TXL Blue		20 AWG		12146447	4TH GEAR SWITCH
CSM_MAIN.A6	PRESSURE_SENSOR.A	W19.White-Red	20 AWG TXL White/Red		20 AWG		12146447	PRESSURE SENSOR POWER
CSM_MAIN.A7	PRESSURE_SENSOR.B	W20.White	20 AWG TXL White		20 AWG		12146447	PRESSURE SENSOR SIGNAL
CSM_MAIN.A8	PRESSURE_SENSOR.C	W21.White-Black	20 AWG TXL White/Black		20 AWG		12146447	PRESSURE SENSOR GROUND
CSM_MAIN.A9	TRANS_MAIN.A	W16.Green-White	20 AWG TXL Green/White		20 AWG		12146447	TCC SOLENOID POWER
CSM_MAIN.A12	FUSE_3AMP.1	W1.Red	18 AWG TXL Red		18 AWG	12 in	12146447	+12V POWER
CSM_MAIN.B4	VSS.B	W11.Violet	20 AWG TXL Purple		20 AWG		12146447	VSS LOW
CSM_MAIN.B5	VSS.A	W17.Violet-Yellow	20 AWG TXL Purple/Yellow		20 AWG		12146447	VSS HIGH
CSM_MAIN.B9	SPEED_OUT	W4.Violet-White	20 AWG TXL Purple/White		20 AWG	72 in	12146447	SPEEDOMETER
CSM_MAIN.B11	TRANS_MAIN.D	W18.Black	20 AWG TXL Black		20 AWG		12146447	GROUND
CSM_MAIN.B12	GND	W6.Black	18 AWG TXL Black		18 AWG	72 in	12146447	GROUND TO CHASSIS
FUSE_3AMP.2	PWR	W2.Red	18 AWG TXL Red		18 AWG	60 in	12020156-L	+12V POWER, FUSED